

# URBAN GREEN REVOLUTION

----- Spring 2018/2019





URBAN GREEN REVOLUTION



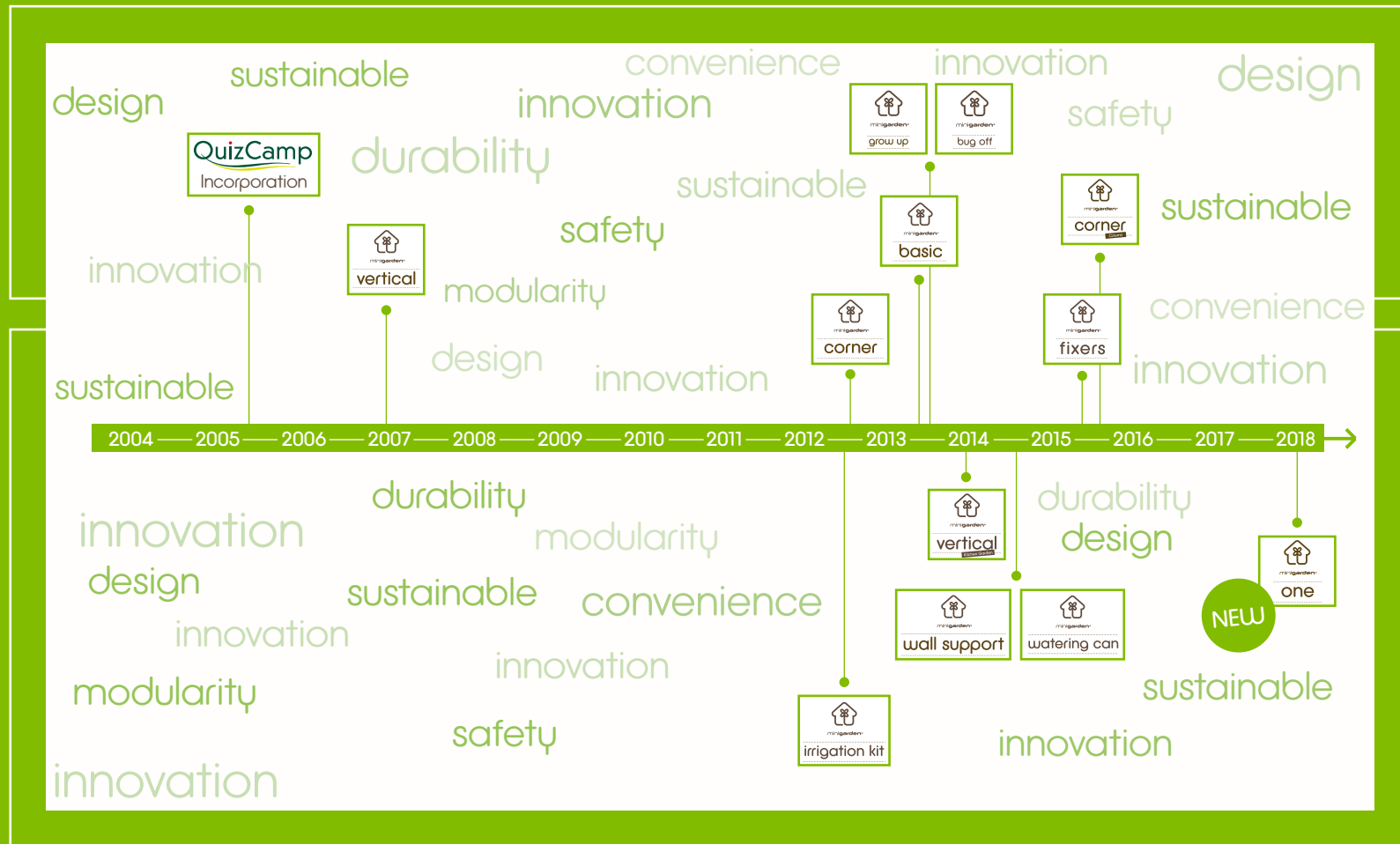
**minigarden®**

Technology for plants since 2007



# Index

#MinigardenVertical .....	6
The state of the art of vertical gardening	
#MinigardenCorner .....	14
Every nook and cranny will be forever changed	
#MinigardenOne .....	22
So Mini, Yet So Meaningful... Minigarden One!	
#MinigardenBasic .....	28
The perfect system for growing plants without lifting a finger	
#TechnicalData .....	34





## Our Mission is Revolutionizing Urban Gardening

We promise to keep innovating and extending our range with new models and products, thus multiplying the number of solutions that make urban gardening even more accessible.

Join the Urban Green Revolution®





# #MinigardenVertical

The state of the art of vertical gardening



## What it is

Minigarden Vertical is a modular system that allows to vertically grow of ornamental, aromatic and vegetable plants. Minigarden Vertical is freestanding, self-draining and can be installed inside or outside, depending on the plants grown.

Minigarden Vertical's modularity allows you to design and install vertical gardens of any dimension very easily, leaving full room for your creativity.

In this cross-section, we can see how the modules fit into each other, as well as the growing media filling.



LID  
64X14X3 cm

ASSEMBLY CLIPS  
Ø2.4 cm

STACKABLE PLANT CONTAINER  
64x19x17 cm | 12 liters capacity

BASE TRAY  
64x14x3 cm




## Design and modularity

Minigarden Vertical system comprises 4 easy to assemble parts: a lid, 6 circular clips, a central recipient with 3 cavities and a base tray.


The assembly is very simple and intuitive. Its modular features allow you to stack it, both vertically and horizontally, in a single row or back-to-back, creating countless combinations.

Minigarden Vertical can be very easily installed inside or outside, embedded in or attached to walls or gables.




Back-to-back Assembly

Minigarden Vertical system versatility and simplicity allows an easy and robust installation, from the floor or at any height, as illustrated in these pictures.






8



A lot of possibilities



Minigarden Vertical can be used combined with Minigarden Corner, thus increasing the number of possible sets designed with these plant growing systems.

Minigarden Fixers



Wall fixing and stabilization



Whenever needed, Minigarden Vertical can be fixed to a wall with the help of **Minigarden Fixers**, which are placed through the round clips on the wall-facing side. Alternatively, screws can be used instead.







minigarden®

Hang  
Minigarden  
Vertical

9

Wall Support Minigarden Vertical

Wall Support Minigarden Vertical is a bracket for wall mounting purposes that works in any suitable vertical surface and enables a secure hanging of Minigarden Vertical.

We recommend the use of 1 Wall Support Minigarden Vertical to hang up to 3 modules and 2 to 6 modules placed vertically.







## Food Safety

Did you know that Minigarden Vertical is made of a material suitable for direct contact with food?



## Sustainable and durable

The ways in which Minigarden systems are combined are only limited by your imagination. Besides its modular features, you can also play with different plants and colours. On top of this, plants are easily replaceable after **Minigarden Vertical** installation.

**Minigarden Vertical** is made of high resistance polypropylene copolymer and includes additives for protection against ultraviolet rays, which allows it to be used in extreme weather conditions (solar radiation and temperature), and having an estimated life cycle of ten-years. It is also reusable and fully recyclable.

Available in 5 colours



Black



Green



Grey



Terracotta



White



## Watering and nutrition

**Minigarden Vertical** was designed with an innovative gravitational drainage mechanism. This feature ensures that all excess irrigation water at the plants roots will be drained to the tray at the unit base. This system is very important to ensure planting sustainability in the long run.

For this reason, all the plants grown in the **Minigarden Vertical** need to be watered, individually.

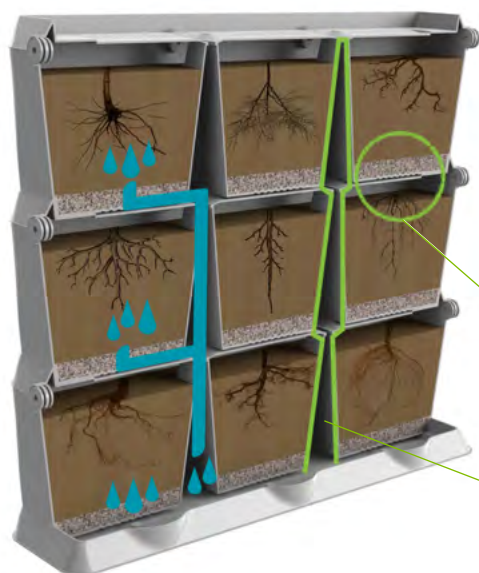
Plants on **Minigarden Vertical** can be watered manually, with the help of a simple watering can, or Minigarden's own innovative watering can, which can be used both to water and to supply nutrition to your plants.

For larger ensembles, with greater dimensions, or a more convenient and autonomous usage, install the Drip Irrigation Kit, which is exclusive to **Minigarden Vertical**.

To guarantee the vitality and protection of your plants, we have developed **Minigarden Bug Off**, a solution to stimulate and strengthen the natural defences of plants against pests and diseases.

At the bottom of each module there are small grills (2 per cavity), through which the excess water runs to the lid directly below the corresponding module and, after that, to the tray at the assembly base.

main collector



To ensure the **good nutrition** of plants on Minigarden Vertical, we offer a range of nutritional supplements, **Minigarden Grow Up**, which should be diluted in the water used to irrigate the plants.



Minigarden Vertical  
Kitchen Garden



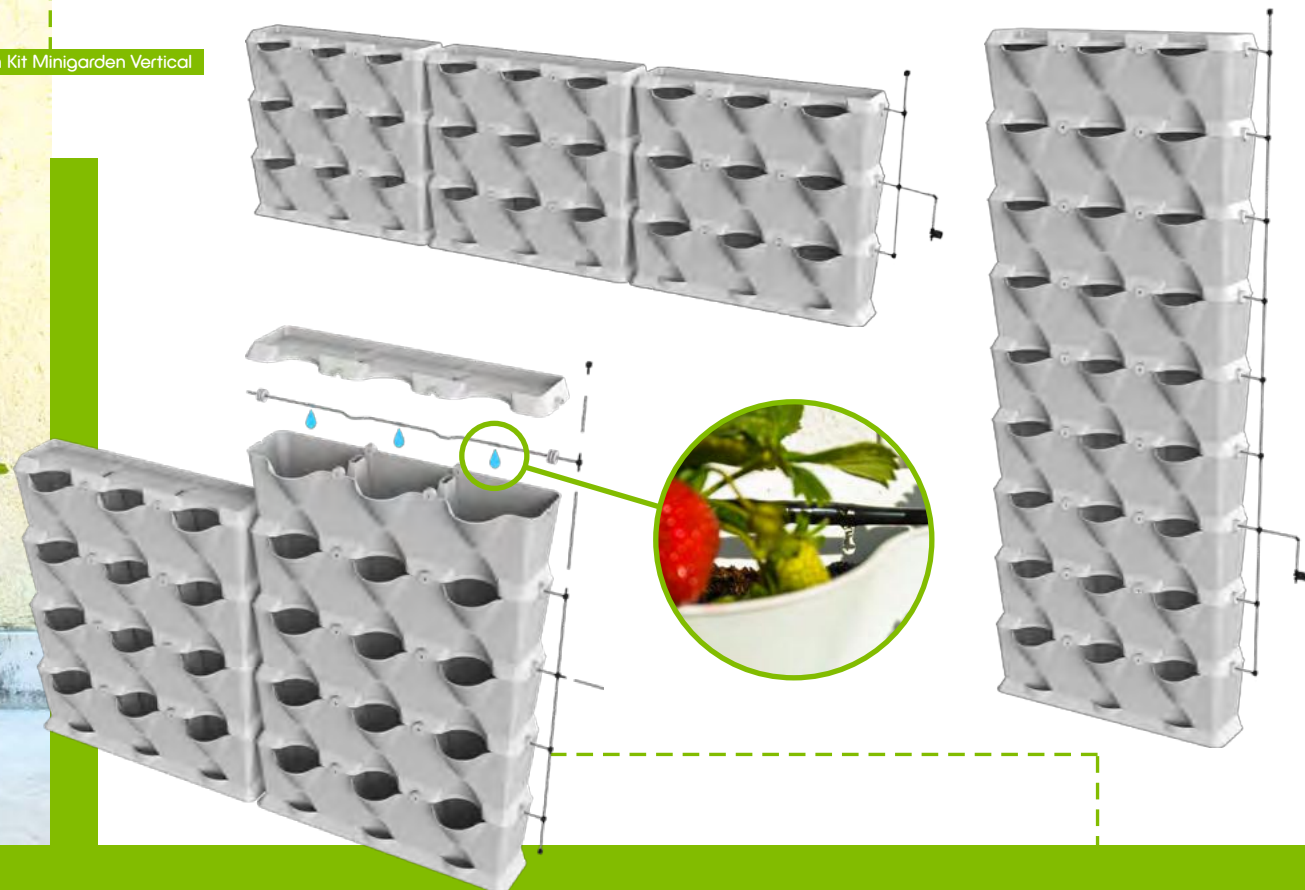
Irrigation Kit Minigarden Vertical

Good watering is critical to the growth and health of the plants. The plants grown in the **Minigarden Vertical** are no exception.

The Minigarden micro irrigation system, intuitive, easy to use and automate, makes watering easy and convenient.

The **Irrigation Kit Minigarden Vertical** consists of a drip watering solution specially designed for the **Minigarden Vertical**.

Simple and intuitive to install, it includes micro pipe with drip feeders and connectors for different configurations of up to 9 Minigarden Vertical modules (27 plants).







minigarden®

13

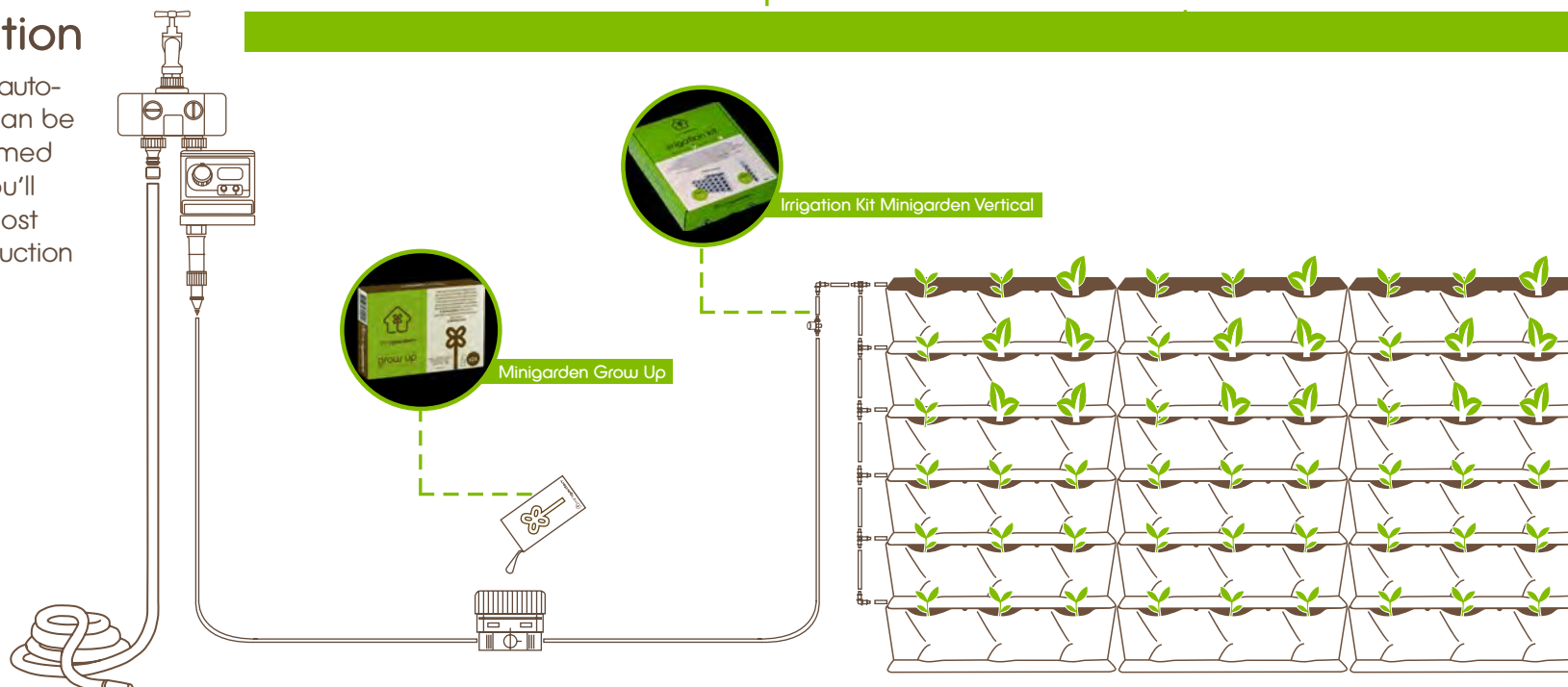


Minigarden Watering Can

**Minigarden Watering Can**, with its modern design, was created to offer more control during manual watering and the nutrition process. It can be used with any home cultivation system, but also with Minigarden Vertical, Minigarden Corner and Minigarden One.

## Automatic irrigation

Thought for higher comfort and autonomy, Minigarden's irrigation kits can be easily connected and programmed to the water supply network. You'll need a control system, a compost dosage, and a pressure filter/reduction valve.



Minigarden Grow Up



Irrigation Kit Minigarden Vertical

# #MinigardenCorner

Every nook and cranny will be forever changed



The only system in the market created for vertical gardening in corners

*Por ter acollado n'ela mais cedo  
E não ter nada que quisesse fazer...*

*Não sabia que caminho tomar  
Mas o vento rosnava forte, varria para um  
E segui o caminho para onde o vento me rosnava*

*Arrim' tem rido sempre a minha vida, e  
Arrim' quero que porra se sempre --  
Vou onde o vento me leva e não me  
Sinto parar.*

*Alberto Cuero*



## What it is

Minigarden Corner is a follow-up on the original product, the Minigarden Vertical.

Minigarden Corner not only allows to close the ends and create 90° connections in the Minigarden Vertical, it also has countless uses as a standalone product.

As with the original product, the Minigarden Corner is a modular system that allows the vertical growing of ornamental, aromatic and vegetable plants, it is also freestanding and self-draining, and can be installed indoor or outdoor, depending on the plants grown.

In this cross-section, we can see how the modules fit into each other, as well as the growing media filling.



LID  
14x14x3 cm

CIRCULAR CLIPS  
Ø2.4 cm

RECIPIENT WITH 1 CAVITY  
16x16x17 cm | 1.6 liters capacity

TRAY  
14x14x3 cm



## Design and modularity


Minigarden Corner system comprises only 4 easy to assemble parts: a lid, 2 circular clips, a central container with 1 cavity and a base tray.

The assembly is very simple and the possibilities are limitless. Its modular features allow you to stack it, both vertically and horizontally, in a simple way, creating countless combinations (90°, 180°, 270° and 360°).


Minigarden Corner can be installed **indoor or outdoor**, in wall corners or window-sills, on benches or pieces of furniture, hanging from walls and in many other ways, depending on your creativity.



The ends of the Minigarden Vertical can be finished with plants through longitudinal connections with the Minigarden Corner.



From the floor or at any height, as illustrated in these pictures.



Whenever needed, Minigarden Corner can be fixed to a wall with the help of **Minigarden Fixers**, which are placed through the round clips on the wall-facing side. Alternatively, screws can be used instead.



Wall fixing and stabilization

Minigarden Corner can also be used in combined with Minigarden Vertical, thus increasing the number of possible sets designed with these growing systems.

Design  
and  
comfort



Minigarden Fixers

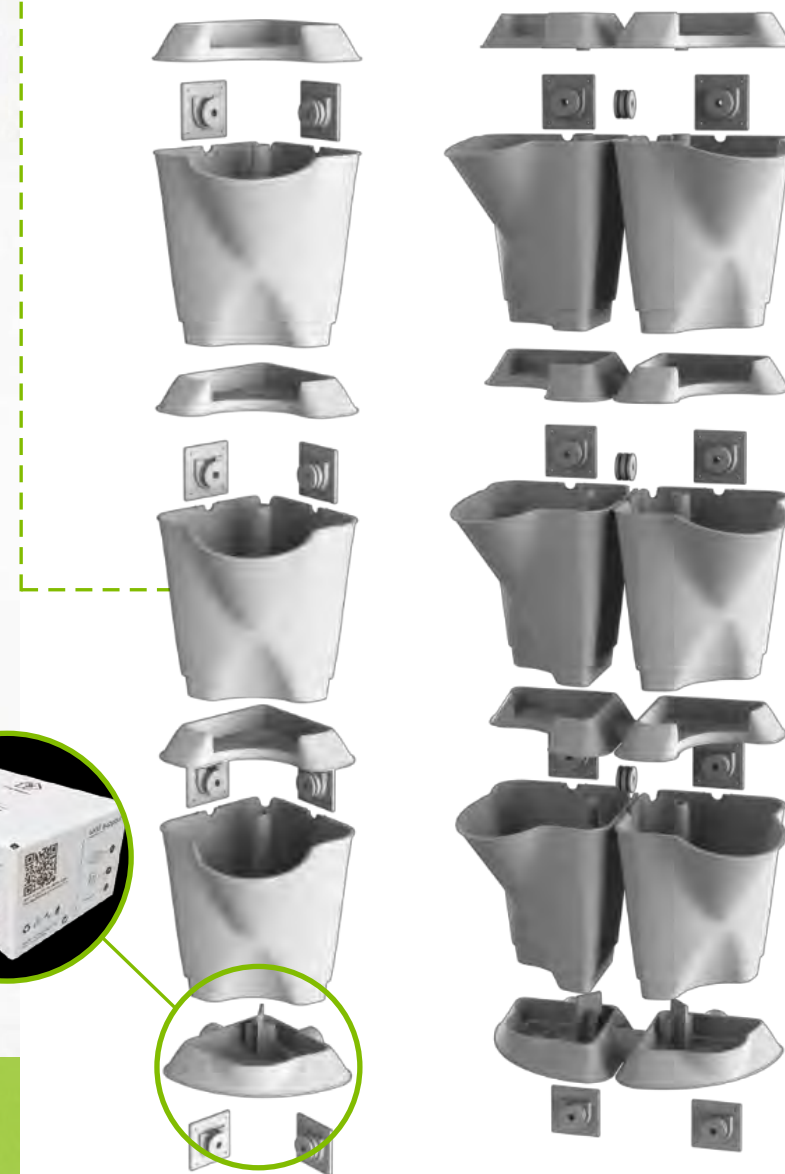




## Hang Minigarden Corner

Wall Support Minigarden Corner

Wall Support Minigarden Corner is an accessory that enables hanging the gardening system in two different configurations: 3 modules on a corner, or 6 modules on a vertical surface (2 columns of 3 stacked modules set in a 180° half moon).





## Food Safety

Did you know that Minigarden Corner is made of a material suitable for direct contact with food?



## Sustainable and durable

The ways in which Minigarden systems are combined are only limited by your imagination. Besides its modular features, you can also play with different plants and colours. On top of this, plants are easily replaceable after Minigarden Corner installation.

Minigarden Corner is also made of high resistance polypropylene copolymer and includes additives for protection against ultraviolet rays, which allows it to be used in extreme weather conditions (solar radiation and temperature), and having an estimated life cycle of ten-years.

Available in 5 colours





## Watering and nutrition

Minigarden Corner was designed with an innovative gravitational drainage mechanism. This feature ensures that all excess irrigation water at the plants roots will be drained to the tray at the unit base. This system is very important to ensure planting sustainability in the long run.

For this reason, all the plants grown in the **Minigarden Corner** need to be watered, individually.

Plants on **Minigarden Corner** can be watered manually, with the help of a simple **watering can**, or Minigarden's own innovative watering can, which can be used both to water and to supply **nutrition to your plants**.

For larger ensembles, with greater dimensions, or a more convenient and autonomous usage, install the **Drip Irrigation Kit**, which is exclusive to **Minigarden Corner**.

To guarantee the vitality and protection of your plants, we have developed **Minigarden Bug Off**, a solution to stimulate and strengthen the natural defences of plants against pests and diseases.

Each recipient has a conic structure inside. At the bottom of the cone there are small grills through which the excess water runs to the lid directly below the corresponding module and, after that, to the tray at the assembly base.

main collector



To ensure the **good nutrition** of plants on **Minigarden Corner**, we offer a range of nutritional supplements, **Minigarden Grow Up**, which should be diluted in the water used to irrigate the plants.



Minigarden Watering Can





Irrigation Kit Minigarden Corner

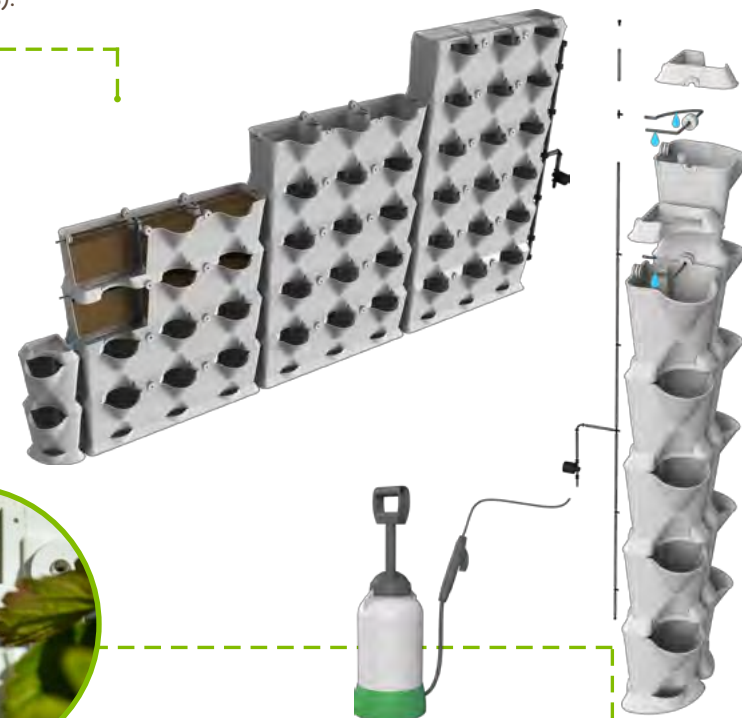
Decorate the corners of your home with plants and enjoy their beauty and benefits.

Consistent irrigation is extremely important for healthy plant growth, which is why we have developed Minigarden irrigation systems that enable plants to be cared for properly and methodically without any effort.

The **Irrigation Kit Minigarden Corner** is prepared to irrigate up to 12 plants, i.e. 12 Minigarden Corner modules.

The irrigation system is composed of a micro-tube with outer diameter of 6.5 mm with drip-feeders incorporated, which is placed inside each module, passing through the rear hole Minigarden Corner module or the inner hole on the circular clip ( $\varnothing$  inner 9 mm) that connects the modules, with the tube being completely hidden.

Once the irrigation system has been assembled, a manual (5L) sprayer should be used, which will have to be adapted to the 1.5m tube (included) to perform the drip irrigation to 36 modules (36 plants).







Minigarden Corner Column

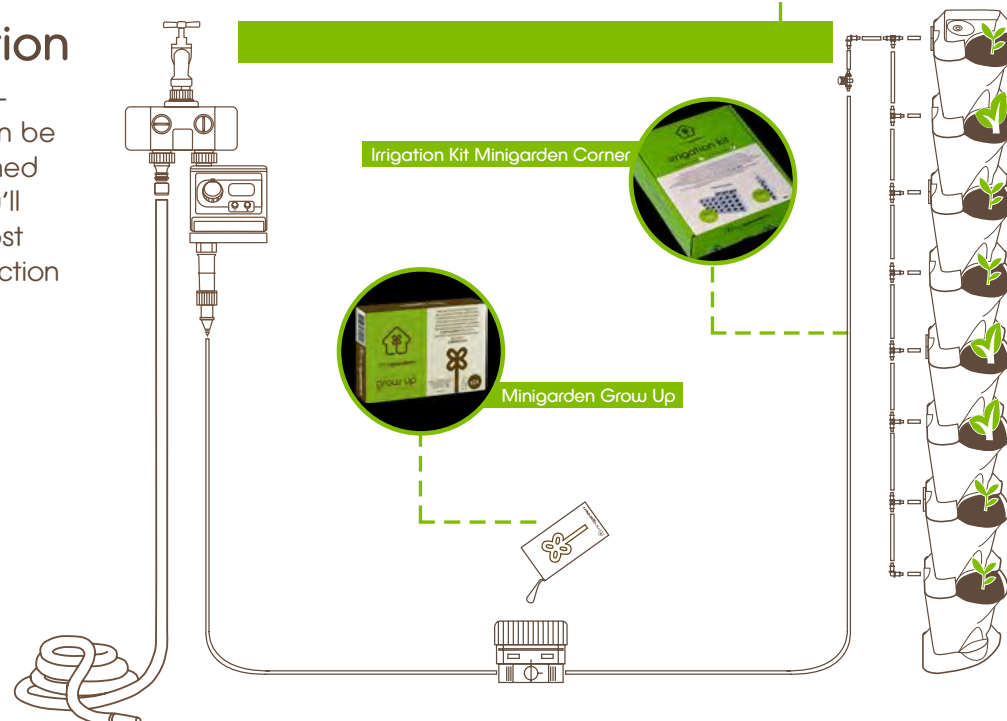


Minigarden Watering Can

**Minigarden Watering Can**, with its modern design, was created to offer more control during manual watering and the nutrition process. It can be used with any home cultivation system, but also with **Minigarden Vertical**, **Minigarden Corner** and **Minigarden One**.

## Automatic irrigation

Thought for higher comfort and autonomy, Minigarden's irrigation kits can be easily connected and programmed to the water supply network. You'll need a control system, a compost dosage, and a pressure filter/reduction valve.



Irrigation Kit Minigarden Corner

Minigarden Grow Up

Breathe life to the corners of your home



# #MinigardenOne

So Mini, Yet So Meaningful... Minigarden One!





## What it is

Grace your home or office with the **Minigarden One**, and feel the beauty and freshness of nature.

With **Minigarden One**, you can vertically grow the ornamental, aromatic and vegetable plants of your choice.

Depending on the plants you choose, this freestanding Minigarden can be installed indoor or outdoor, and it gives you the feel of nature right next to you.

In this cross-section we can see how the modules fit into each other, as well as the growing media filling.




**LID**  
25X14X3 cm

**CIRCULAR CLIPS**  
Ø2.4 cm

**RECIPIENT WITH 1 CAVITY**  
25x19x17 cm | 4.3 liters capacity

**TRAY**  
25x14x3 cm




## Design and modularity

The modularity of this product gives rein to your creativity. You can design and install vertical gardens of any dimension without any trouble.

**Minigarden One** features 4 easily assembled components, which include a lid, 4 circular clips, a central recipient with 1 cavity and a base tray. With its modular features, you can easily stack it both vertically and horizontally, in a single row or back-to-back. This means that you are open to creating countless combinations.



It can be installed either indoor or outdoor in a very easy and stress-free, requiring no technical knowhow. You may choose to embed it in or simply attach it to the walls or gables from the floor or at any desired height as depicted in these pictures.



Back-to-back Assembly in combination with Minigarden Vertical

24



A lot of possibilities

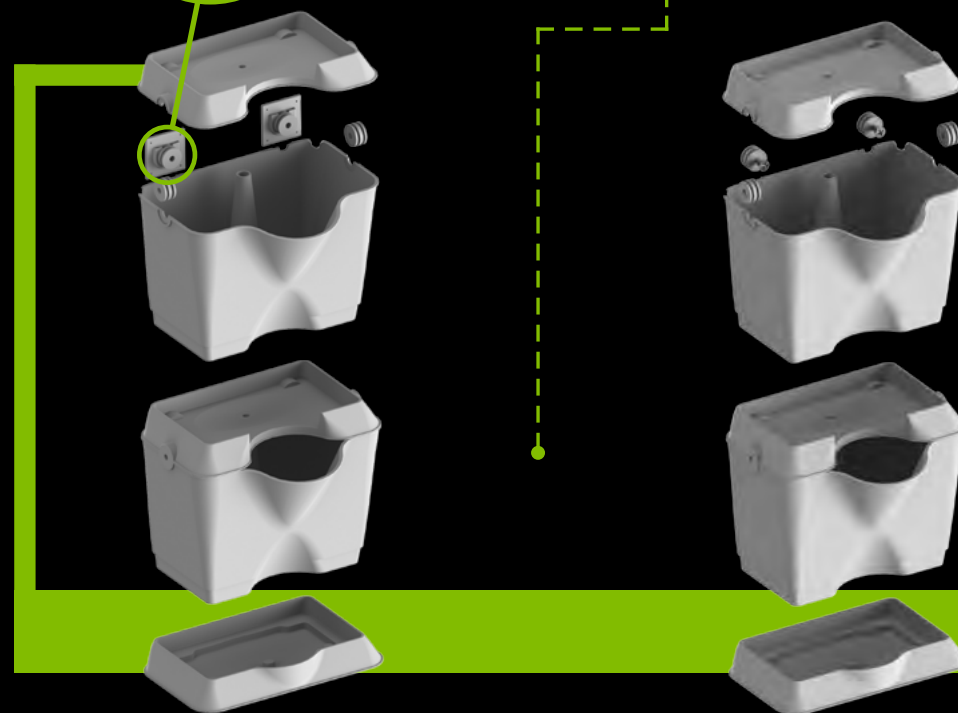
Modular & Expandable



Minigarden Fixers



Wall fixing and stabilization



If you want to try out different possible sets of designs, you can combine Minigarden One with our other products such as Minigarden Vertical and Minigarden Corner.

To fix the product to a wall, you can choose to use the Minigarden Fixers, placed through the round clips on the wall-facing side, or alternatively use screws.







minigarden®

25



Minigarden Wall Support



Hang  
Minigarden  
One



Another important accessory is the Wall Support Minigarden One, which enables the hanging of Minigarden One. With this and the Minigarden Fixers, your Minigarden stays steadfastly and stunningly.



## Food Safety

Did you know that Minigarden One is made of a material suitable for direct contact with food?



## Sustainable and durable

Explore your imagination as you combine different plants and colours with Minigarden One.

After the Minigarden One installation, you can replace the plants anytime you want without any stress.

Aside the chance to create countless combinations, Minigarden systems boast of high sustainability. and durability. We made Minigarden One with high-resistance polypropylene copolymer, which guarantees its durability and sustainability. Aside from that, there are additives, which ensure protection against ultraviolet rays. This means that our product can withstand extreme weather conditions such as solar radiation and temperature. Our product does not just have an estimated lifecycle of ten-years, but it is also reusable and fully recyclable.

Available in 5 colours



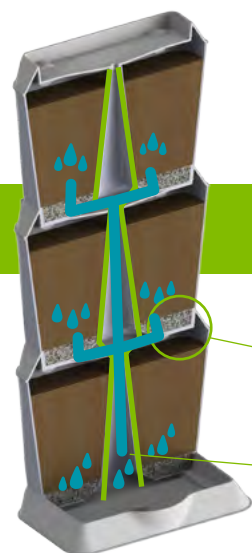


## Watering and nutrition

You may be wondering about how to water your plants? **Minigarden One** features a unique gravitational drainage mechanism that enables an easy and effective irrigation. A major component of **Minigarden One** is the tray at the unit base, which collects any excess irrigation water drained at the roots of the plants in each module. Therefore, conditions are created for long term plant sustainability.

So, each plant is watered manually with a simple watering can or with our innovative **Minigarden Watering Can**. The advantage of using Minigarden's watering can is that it can be used to supply both water and nutrients to your plants.

However, if you have larger ensembles with greater dimensions, or if you desire a more convenient and autonomous irrigation method, you can install the Minigarden Drip Irrigation Kit.



- At the bottom of each module there are small grills (2 per cavity), through which the excess water runs to the lid directly below the corresponding module and, after that, to the tray at the assembly base.
- main collector

### Get the **Minigarden Bug Off**.

This solution will help stimulate and strengthen the natural defences of your plants against pests and diseases. That means, your plants will be protected and healthy as well as have the fresh scent of vitality.



**Minigarden Grow Up** is a variety of nutritional supplements that you can dilute in the irrigation water to ensure your plants get enough nutrients to blossom beautifully.



Minigarden Watering Can



Irrigation Kit



# #MinigardenBasic

The perfect system for growing plants without lifting a finger





## What it is

Minigarden Basic is the simplest and easiest system to use of the Minigarden family, designed thinking about urban living.

Is a plant growing system ideal for those starting out in gardening or for people who do not want to worry too much about the essential basic care needed for plants to grow, specifically irrigation and nutrition.

Thanks to an ingenious system for storing water with nutrients and irrigation, **Minigarden Basic** allows ornamental plants, aromatic plants or vegetables to be grown and maintained without the need for the usual daily care, as the system ensures regular irrigation and nutrition according to the plants' needs.

Minigarden Basic is the easiest and most efficient system on the market for looking after and growing plants successfully. There is no need for users to even dirty their hands when planting, just insert 2 normal pots containing the chosen plants and watch them grow.

## Design and convenience

Minigarden Basic is composed of just 7, easy to assemble components: a watertight platform at the base, 2 lids with a round opening into which the pots are inserted, a round base to support the reservoir, a removable reservoir for water and nutrients, a feeder lid and a geotextile underlay to be placed inside the watertight platform.



### Reservoir

1.25 L or 2.5 L with a system to water and automatically supply nutrition to plants.



Available in two sizes



PL&UG  
ay



Minigarden Basic may be installed inside or in covered outdoor areas, on window sills, on tables, worktops and furniture, in kitchens, living rooms, bathrooms, offices, verandas, terraces, etc.

From installation to maintenance, **Minigarden Basic** is so simple that any child could assemble and maintain it. It is a genuine “plug-and-play” growing system.

## Design and modularity

Minigarden Basic is also a modular growing system with new features, configurations and accessories. Our Basic Pots were specially developed for both **Minigarden Basic** sizes, S and M.

**Minigarden Basic S Pots** comes with 2 pots of 12 cm in diameter and a capacity of 1 litre.

**Minigarden Basic M Pots** comes with 2 pots of 16 cm in diameter and a capacity of 2.25 litres.




**Basic Pot Uno** is a carefully designed flowerpot with a larger plantation area, and a new configuration for Minigarden Basic








Our Color Rings are covers for Minigarden Basic S that bring new life to this gardening system. They replace the original top surface and the round base on which the water reservoir rests.



Color  
Rings



Suspend any  
Minigarden  
Basic



Wall Support Minigarden Basic is a wall bracket suitable for both Minigarden Basic sizes, S and M.

With this accessory, all 3 models of Minigarden Basic - Minigarden Basic S Pots, Minigarden Basic S Uno, and Minigarden Basic M Pots - can be hung on a Wall.





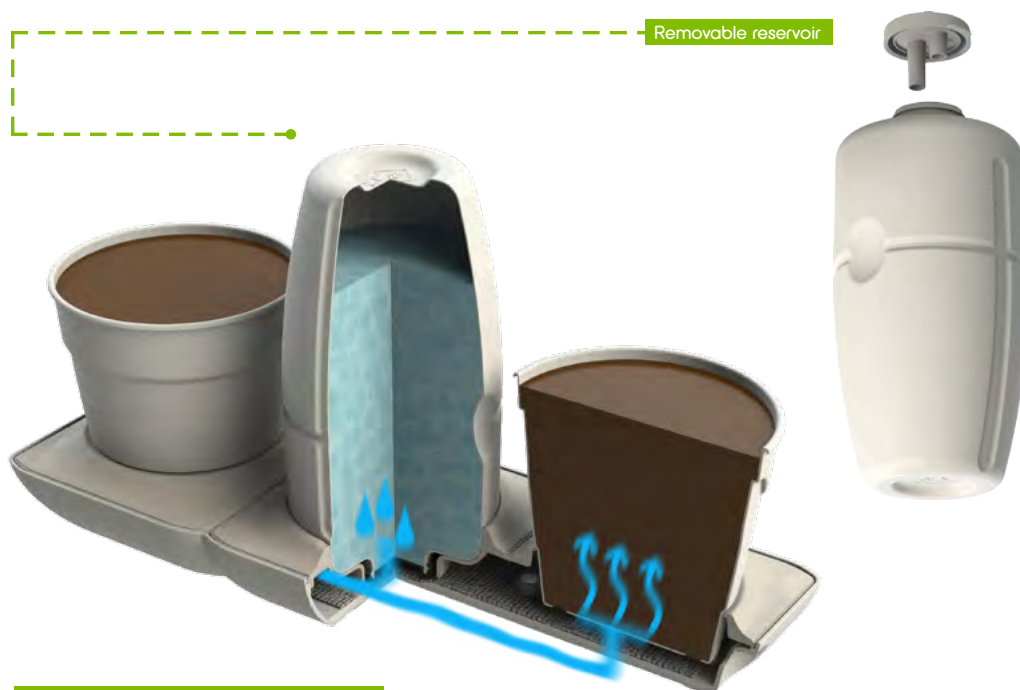
## Watering and nutrition

The unique and innovative design of the **Minigarden Basic** includes an exclusive, 1.25L or 2.5L removable reservoir which can be filled with water and a single dose of **Minigarden Grow Up nutrients**.

Once full, it is closed with the feeder lid and placed with the lid pointing downwards into the round base supporting the reservoir. The system is then ready for use.

The combination of the reservoir, the feeder lid and the geotextile underlay placed inside the watertight platform at the base of the **Minigarden Basic** allow the plants in both pots to be irrigated and fed for long periods of time completely automatically.

Removable reservoir



Automatic irrigation and feeding system


To guarantee the vitality and protection of your plants, we have developed **Minigarden Bug Off**, a solution to stimulate and strengthen the natural defences of plants against pests and diseases.



To ensure the **good nutrition** of plants on **Minigarden Basic**, we offer a range of nutritional supplements, **Minigarden Grow Up**, which should be diluted in the water used to irrigate the plants.



Easy to use



















# #TechnicalData





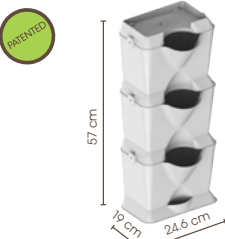















## Minigarden Vertical

3 Modules + 18 Clips + 1 Tray	Material	Cardboard Box	Gross Weight	Description, References, Colours and Codes					Pallet
	 		 4.0 Kg	Minigarden Vertical 1 Set White	MGSET1WJH	5600350700176			 36
				Minigarden Vertical 1 Set Green	MGSET1GR	5600350700183			
				Minigarden Vertical 1 Set Black	MGSET1BL	5600350700190			
				Minigarden Vertical 1 Set Terracotta	MGSET1TC	5600350700206			
				Minigarden Vertical 1 Set Gray	MGSET1GY	5600350700268			

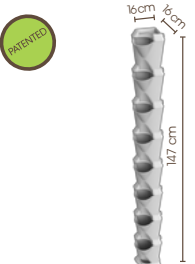











## Minigarden Vertical Kitchen Garden

















8 Modules + 48 Clips + 1 Tray		Material	Cardboard Box	Gross Weight	Description, References, Colours and Codes					Pallet
<div><div>PRINTED</div><div></div></div>	<div><div>PP</div><div><div>UV SHIELD</div></div></div>	<div></div>	<div><div>9.9 Kg</div></div>	Minigarden Vertical Kitchen Garden White	MGVKITCHENGARDENWJH	5600350709018			<div><div>15</div></div>	
				Minigarden Vertical Kitchen Garden Green	MGVKITCHENGARDENGR	5600350709025				
				Minigarden Vertical Kitchen Garden Black	MGVKITCHENGARDENBL	5600350709032				
				IT ALSO INCLUDES: 1 drip irrigation kit and 4 stainless steel screws and 4 plugs, for wall mounting						

## Minigarden One 1 Set

3 Modules + 12 Clips + 1 Tray	Material	Cardboard Box	Gross Weight	Description, References, Colours and Codes					Pallet
	 		 1,65 Kg	Minigarden One 1 Set White	MGONESET1WJH	5600350700411			 114
				Minigarden One 1 Set Green	MGONESET1GR	5600350700435			
				Minigarden One 1 Set Black	MGONESET1BL	5600350700428			
				Minigarden One 1 Set Terracotta	MGONESET1TC	5600350700442			
				Minigarden One 1 Set Gray	MGONESET1GY	5600350700459			








3 Modules + 6 Clips + 1 Tray	Material	Cardboard Box	Gross Weight	Description, References, Colours and Codes					Pallet
	 		 0.97 Kg	Minigarden Corner 1 Set White	MGCRSET1UWH	5600350700312			 196
				Minigarden Corner 1 Set Green	MGCRSET1GR	5600350700329			
				Minigarden Corner 1 Set Black	MGCRSET1BL	5600350700336			
				Minigarden Corner 1 Set Terracotta	MGCRSET1TC	5600350700343			
				Minigarden Corner 1 Set Gray	MGCRSET1GY	5600350700350			


8 Modules + 16 Clips + 1 Tray	Material	Cardboard Box	Gross Weight	Description, References, Colours and Codes					Pallet
	 		 2.49 Kg	Minigarden Corner Column White	MGCRCOLUWH	5600350700817			 112
				Minigarden Corner Column Green	MGCRCOLGR	5600350700831			
				Minigarden Corner Column Black	MGCRCOLBL	5600350700824			

										units
										Transport Box
<div><div></div><div>1 valve</div><div>65cm</div></div> <div><div></div><div>6 coupling</div><div>17,5cm</div></div> <div><div></div><div>7 T</div><div>4cm</div></div> <div><div></div><div>1 Pipe Cross</div><div>150cm</div></div> <div><div></div><div>2 Elbow Joint</div><div></div></div> <div><div></div><div>10 Plug</div><div></div></div> <div><div></div><div>1 Tap Adapter</div><div></div></div> <div><div></div><div>Hx9</div></div> <div><div></div><div>1x8</div></div> <div><div></div><div>Jx3</div></div> <div><div></div><div>Kx1</div></div>			<div></div> <div>22.2 cm</div> <div>20.5 cm</div> <div>5.5 cm</div>	<div></div> <div>KG</div> <div>0.26 Kg</div>	<div>Irrigation Kit</div> <div>Minigarden Vertical</div>	MGIRRKITVERTICAL	5600350700213	<div></div>	<div></div>	<div></div> <div>33</div>



Irrigation Kit for Minigarden Corner	Cardboard Box		Gross Weight	Description, References, Colours and Codes				units Transport Box
			 0.28 Kg	Irrigation Kit Minigarden Corner	MGIRRKITCORNER	5600350700220		 33

Minigarden Basic S Pots	2 Pots, 12 cm diameter, included	Material	Cardboard Box	Gross Weight	Description, References, Colours and Codes					Pallet
	<div><div><div>PATENTED</div><div></div></div></div>	<div><div></div><div>PP</div><div></div><div>UV SHIELD</div></div>	<div><div></div></div>	<div><div></div><div>KG</div><div>0.67 Kg</div></div>						
					Minigarden Basic S Pots White	MGBSSPOTSWH	5600350701708	<div><div></div></div>	<div><div></div></div>	<div><div></div><div>240</div></div>

Minigarden Basic M Pots	2 Pots, 16 cm diameter, included	Material	Cardboard Box	Gross Weight	Description, References, Colours and Codes					Pallet
		 PP  UV SHIELD		 1.02 Kg						
	Minigarden Basic M Pots White	MGBSMPOTSWH	5600350701203			 112				





## Minigarden Watering Can

Watering Can	Material	Cardboard Box	Gross Weight	Description, References, Colours and Codes					Pallet	
 <p>38,7 cm</p> <p>18,1 cm</p>		 <p>25 cm</p> <p>16 cm</p> <p>16 cm</p>	 <p>0,37 Kg</p>	<div>Minigarden Watering Can 2,5 L</div> <div>MGWATCAN25LHGR</div> <div>5600350701906</div> <div></div> <div></div>	<div>IT ALSO INCLUDES: 6 sachets of Minigarden Grow Up</div>					 <p>280</p>

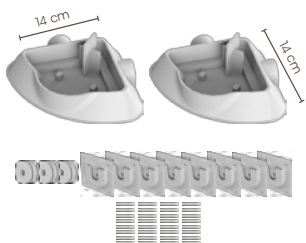
## Minigarden Fixers

4 fixers + 16 hardened steel nails	Material	Blister	Gross Weight	Description, References, Colours and Codes					units Transport Box
				Minigarden 4 Fixers White	MG4FIXWH	5600350700916			 39
				Minigarden 4 Fixers Green	MG4FIXBL	5600350700930			
				Minigarden 4 Fixers Black	MG4FIXGR	5600350700923			
				Minigarden 4 Fixers Terracotta	MG4FIXTC	5600350700947			
				Minigarden 4 Fixers Gray	MG4FIXGY	5600350700954			

Wall Support for  
Minigarden Vertical & One & Basic

1 Bracket	Material	Blister	Gross Weight	Description, References, Colours and Codes					units Transport Box
	 		 0.17 Kg	Wall Support Minigarden Vertical & Basic White	MGWLSUPWH	5600350701401			 14
				Wall Support Minigarden Vertical & Basic Green	MGWLSUPGR	5600350701418			
				Wall Support Minigarden Vertical & Basic Black	MGWLSUPBL	5600350701425			
				Wall Support Minigarden Vertical & Basic Terracotta	MGWLSUPTC	5600350701432			
				Wall Support Minigarden Vertical & Basic Gray	MGWLSUPGY	5600350701449			
IT ALSO INCLUDES: 2 screws and 2 wall plugs									

2 trays + 3 circular clips + 8 Minigarden Fixers with 32 hardened steel nails



Material



Cardboard Box



Gross Weight



Description, References, Colours and Codes


Wall Support Minigarden Corner White	MGWLSUPCRWH	5600350700763		
Wall Support Minigarden Corner Green	MGWLSUPCRGR	5600350700787		
Wall Support Minigarden Corner Black	MGWLSUPCRBL	5600350700770		
Wall Support Minigarden Corner Terracotta	MGWLSUPCRTC	5600350700794		
Wall Support Minigarden Corner Gray	MGWLSUPCRGY	5600350700800		

units  
Transport Box



15

2 lids + 1 round base



Material



Bag Toppers



Gross Weight



Description, References, Colours and Codes


Color Rings - Boston Green	MGBSSPOTSRGBOGR	5600350702019		
Color Rings - Metropolis Gray	MGBSSPOTSRGMEGY	5600350702026		
Color Rings - Liverpool Red	MGBSSPOTSRGLIRD	5600350702033		
Color Rings - Sidney Blue	MGBSSPOTSRGSYBL	5600350702040		
Color Rings - Pretoria Purple	MGBSSPOTSRGPRPP	5600350702057		

units  
Transport Box



30

1 lid + 1 round base



Material



Cardboard Box 1 set



Gross Weight



Description, References, Colours and Codes

Color Rings - Boston Green	MGBSSUNORGBOGR	5600350702217		
Color Rings - Metropolis Gray	MGBSSUNORGMEGY	5600350702224		
Color Rings - Liverpool Red	MGBSSUNORGLIRD	5600350702231		
Color Rings - Sidney Blue	MGBSSUNORGSYBL	5600350702248		
Color Rings - Pretoria Purple	MGBSSUNORGPRPP	5600350702255		

units  
Transport Box



30



60 boxes Minigarden Grow Up and/or Bug Off (6 options)

Gross Weight

Description, References, Colours and Codes

Pallet



-  Minigarden Grow Up Green
-  Minigarden Grow Up Orange
-  Minigarden Grow Up Brown
-  Minigarden Bug Off Blue
-  Minigarden Bug Off Red
-  60x Minigarden Grow Up Green
-  60x Minigarden Grow Up Orange
-  60x Minigarden Grow Up Brown
-  60x Minigarden Bug Off Blue
-  60x Minigarden Bug Off Red



7.60 Kg



8.20 Kg



7.72 Kg

Display Box 60 Package  
Minigarden Grow Up Green

MGGUGR60P243G

15600350704003


Display Box 60 Package  
Minigarden Grow Up Orange

MGGUOR60P243G

15600350704010


Display Box 60 Package  
Minigarden Grow Up Brown

MGGUBR60P243ML

15600350704027


Display Box 60 Package  
Minigarden Bug Off Blue

MGBOBL60P243ML

15600350704034


Display Box 60 Package  
Minigarden Bug Off Red

MGBORD60P127ML

15600350704041


Display Box Mix 60 Package  
Minigarden Grow Up & Bug Off

MGGUBOMIX60P

15600350704058



80 or 88

Display

Gross Weight

Description, References, Colours and Codes

Pallet



Type A

12 Wall Support  
Minigarden Vertical & Basic  
30 Minigarden Fixers  
6 Irrigation Kit


8.79 Kg

Type B

10 Wall Support  
Minigarden Vertical & Basic  
15 Minigarden Fixers  
3 Irrigation Kit  
3 Minigarden Watering Can


7.64 Kg

Type C

8 Wall Support  
Minigarden Vertical & Basic  
15 Minigarden Fixers  
6 Irrigation Kit  
3 Minigarden Watering Can


7.91 Kg

Minigarden Accessories Display Type A

MGACCESDISPLAYA

5600350708509



Minigarden Accessories Display Type B

MGACCESDISPLAYB

5600350708516



Minigarden Accessories Display Type C

MGACCESDISPLAYC

5600350708523



16

URBAN GREEN REVOLUTION



**minigarden®**

DEVELOPED, DESIGNED AND MANUFACTURED BY:

Quizcamp, SA · Tel: +351 213 020 063 · [info@minigarden.net](mailto:info@minigarden.net) · [www.minigarden.net](http://www.minigarden.net)